

PREFEITURA MUNICIPAL DE CAMPOS BORGES
LEI DE DIRETRIZES ORÇAMENTÁRIAS
PROJEÇÃO ATUARIAL DO REGIME PRÓPRIO DE PREVIDÊNCIA DOS SERVIDORES
EXERCÍCIO 2023

R\$


AMF - Demonstrativo 6 (Lei 101/00(LRF), art. 4º, §2º, inciso IV, alínea "a")


Exercício	RECEITAS PREVIDENCIÁRIAS (a)	DESPESAS PREVIDENCIÁRIAS (b)	RESULTADO PREVIDENCIÁRIO (c)=(a-b)	SALDO FINANCEIRO DO EXERCÍCIO (d)=(d' exerc. ant)+(c)
2022	4.205.164,32	1.925.738,44	2.279.425,88	43.538.134,97
2023	4.435.338,62	2.143.018,15	2.292.320,47	45.830.455,44
2024	4.669.256,07	2.369.958,25	2.299.297,82	48.129.753,26
2025	4.893.324,32	2.518.056,58	2.375.267,74	50.505.021,00
2026	5.128.990,25	2.702.435,49	2.426.554,76	52.931.575,76
2027	5.502.794,16	2.832.227,96	2.670.566,20	55.602.141,96
2028	5.565.081,63	3.062.502,10	2.502.579,53	58.104.721,49
2029	5.821.910,32	3.269.828,78	2.552.081,54	60.656.803,03
2030	5.821.910,32	3.452.099,42	2.626.228,71	63.283.031,74
2031	6.078.328,13	3.638.641,31	2.703.078,69	65.986.110,43
2032	6.341.720,00	3.870.426,00	2.750.058,16	68.736.168,59
2033	6.620.484,16	4.075.441,00	2.805.539,62	71.541.708,21
2034	6.880.980,62	4.251.300,82	3.104.536,91	74.646.245,12
2035	7.355.837,73	4.395.494,92	3.258.285,51	77.904.530,63
2036	7.653.780,43	4.738.538,47	3.274.012,48	81.178.543,11
2037	8.012.550,95	5.135.817,85	3.251.944,02	84.430.487,13
2038	8.387.761,87	5.264.213,30	3.432.200,65	87.862.687,78
2039	8.696.413,95	5.563.207,77	3.775.519,72	91.638.207,50
2040	9.338.727,49	5.913.260,18	3.842.573,52	95.480.781,02
2041	9.755.833,70	6.368.852,30	3.841.911,74	99.322.692,76
2042	10.210.764,04	6.528.073,61	4.050.862,27	103.373.555,03
2043	10.578.935,88	6.922.233,30	4.110.140,24	107.483.695,27
2044	11.032.373,54	7.142.635,49	4.296.908,59	111.780.603,86
2045	11.439.544,08	7.660.911,51	4.671.777,97	116.452.381,83
2046	12.332.689,48	7.852.434,30	4.926.817,40	121.379.199,23
2047	12.779.251,70	8.146.564,27	5.132.945,09	126.512.144,32
2048	13.279.509,36	8.297.966,86	5.446.755,82	131.958.900,14
2049	13.744.722,68	8.505.416,03	5.745.571,06	137.704.471,20
2050	14.250.987,09	882.773,22	13.954.546,29	151.659.017,49
2051	14.837.319,51	9.217.402,43	6.206.571,31	157.865.588,80
2052	15.423.973,74	9.563.211,38	6.469.257,53	164.334.846,33
2053	16.032.468,91	9.920.549,90	6.743.087,39	171.077.933,72
2054	16.663.637,29	10.345.447,18	6.992.382,46	178.070.316,18
2055	17.337.829,64	10.790.450,94	7.246.588,35	185.316.904,53
2056	18.037.039,29	11.123.887,80	5.540.468,26	190.857.372,79
2057	16.664.356,06	11.532.519,96	5.686.194,18	196.543.566,97


FONTE:

NOTA: Projeção atuarial elaborada em 22/07/2022

CAMPOS BORGES - RS, 22 de julho de 2022


CLEONICE P. P. TOLEDO
PREFEITA MUNICIPAL


CHAIANE B. NIEDERAUER MURATT
SECRETÁRIA DA FAZENDA


GILVAN RODRIGUES DE MOURA
CONTADOR CRC/RS 059468